


Bell Music Ornament



You will need some standard craft supplies as shown below:

↓ Select and reduce the first page from your holiday repertoire

→ This example is a 5x7 wood piece

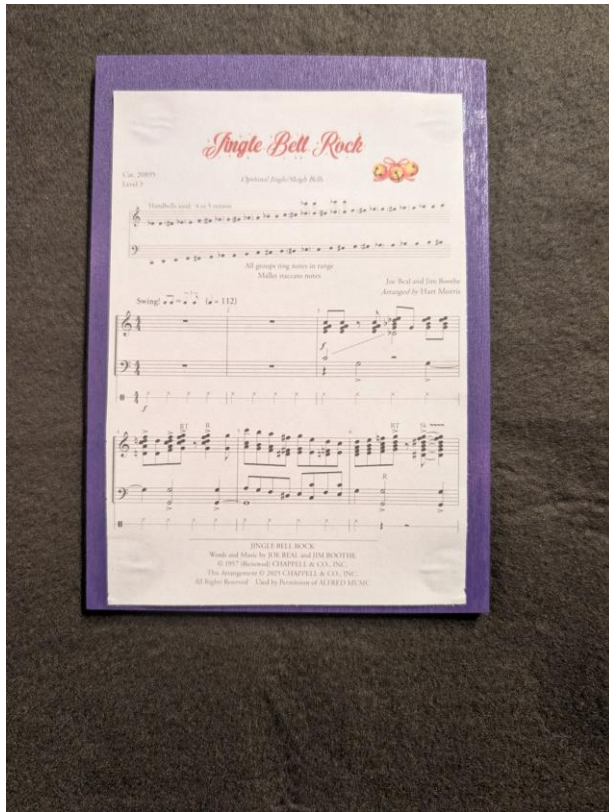
→ Any selection of paint

← Any style ribbon and greenery



↑ Recommend Mod Podge as it works better for different materials


A collection of craft supplies is displayed on a dark, textured surface. At the top center is a square piece of purple-painted wood. To its right is a small, light-colored wooden bell with a hole at the top. Below the purple square is a bottle of Krylon Short Cuts Iris paint, which has a white body and a purple cap. To the right of the Krylon bottle is a bottle of DecoArt Metallics paint in the color Iris, which has a white body and a gold cap. The DecoArt bottle label also includes the text 'METALLIC', 'METALLIQUE', 'METALLICA', and 'MÉTALLIQUE'.



Jingle Bell Rock

Car. 20093
Level 3

Optional Jingle-Bells Bell



Handbells used: 3 or 3 system


All groups ring bells in range
Middle staircase notes

*Joe Weil and Jim Boettche
Arranged for Stan Morita*

Swing! ♩ = 112

JINGLE BELL ROCK
Words and Music by JOE WEIL and JIM BOETTCH
© 1975 Belmont CHAPPELL & CO., INC.
This Arrangement © 2003 CHAPPELL & CO., INC.
All Rights Reserved Used by Permission of ALFRED MUSIC

Paste the bell and greenery onto the background piece; let dry.



Add ribbon and some personalization if desired.

Many thanks to Stevie Berryman who contributed 4 beautiful ornaments (and provided a prototype!) at the Pinnacle 2025 Silent Auction.

